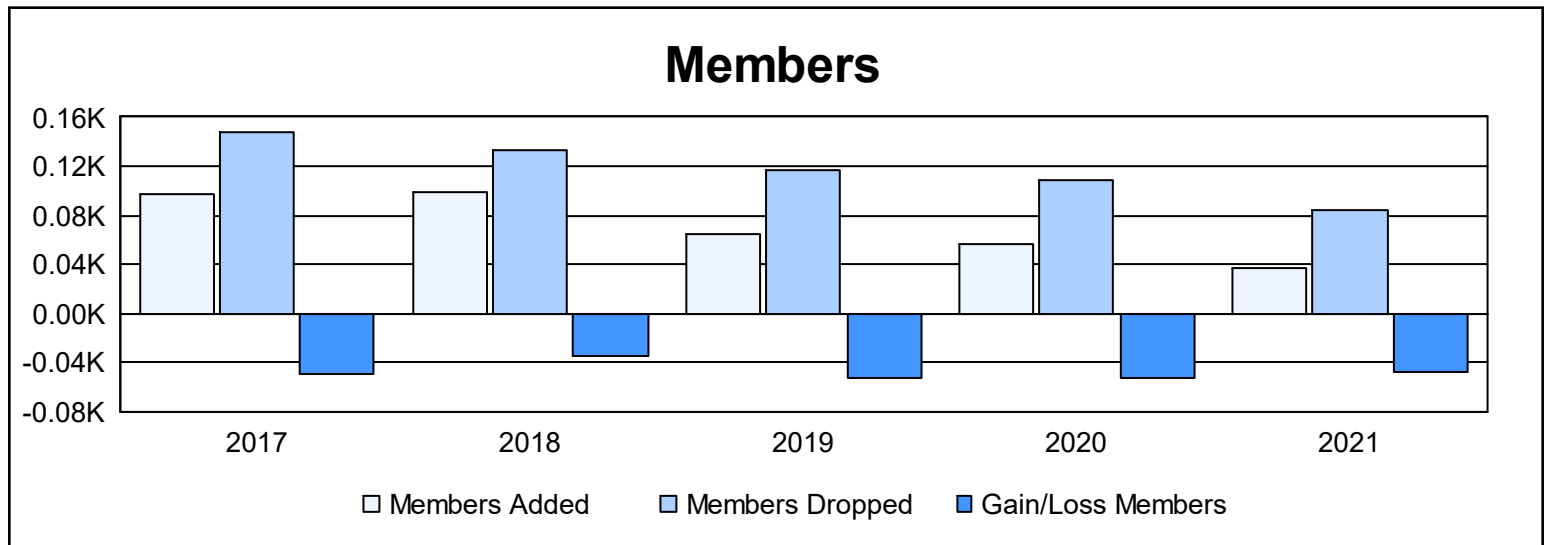
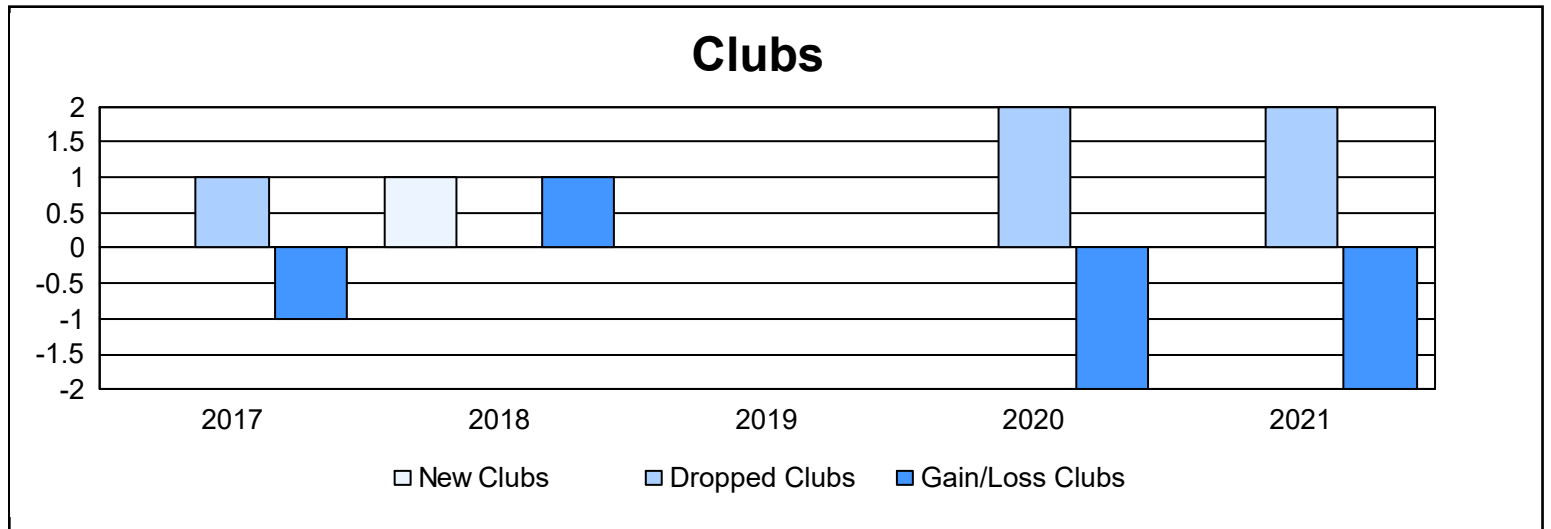
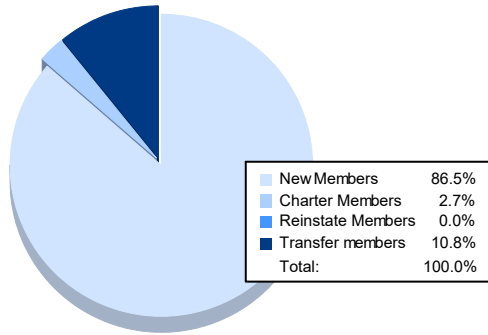


| Year | New Clubs | Dropped Clubs | Gain/ Loss Clubs | New Members | Charter Members | Reinstate Members | Transfer Members | Total Member Added | Total Members Dropped | Gain/ Loss Members |
|----------------|-----------|---------------|------------------|-------------|-----------------|-------------------|------------------|--------------------|-----------------------|--------------------|
| 2016-2017 | 0 | 1 | -1 | 78 | 1 | 1 | 17 | 97 | 147 | -50 |
| 2017-2018 | 1 | 0 | 1 | 58 | 34 | 4 | 3 | 99 | 133 | -34 |
| 2018-2019 | 0 | 0 | 0 | 50 | 5 | 3 | 6 | 64 | 117 | -53 |
| 2019-2020 | 0 | 2 | -2 | 51 | 0 | 0 | 6 | 57 | 109 | -52 |
| 2020-2021 | 0 | 2 | -2 | 32 | 1 | 0 | 4 | 37 | 85 | -48 |
| Average | 0 | 1 | -1 | 54 | 8 | 2 | 7 | 71 | 118 | -47 |



Membership Composition June 2021 Cumulative



Gender Composition June 2021 Cumulative

